

Socio-Economic Utility of Coastal Flora Growing in and around Porbandar District of Gujarat

Abstract

Porbandar District in Gujarat, known for its significant coastline, serves as a focal point where socio-economic activities intersect with the ecological importance of coastal flora. This study delves into the socio-economic utility of coastal flora within Porbandar district, Gujarat, focusing on its role in sustaining livelihoods, conserving biodiversity, and enhancing community well-being. The study revealed a rich tapestry of plant diversity, comprising 96 species across 38 families.

Keywords: Coastal flora, Socio-economic utility, Biodiversity conservation, Livelihoods, Coastal communities

Background

The state of Gujarat is predominately an arid and semi-arid region and has 1600 km long coastline - longest in the country. Due to geographical positioning and distinct physical and oceanographic characteristics, the coastal tract can be divided into four sub-regions. These includes, (i) Gulf of Kachchh, (ii) Saurashtra coast, (iii) Gulf of Khambhat and (iv) South Gujarat coast. Importantly, out of three Gulfs in the country, two are situated in the Gujarat state.

Coastal resources are an integral part of natural resources. Similarly, coastal zones form part of the coastal environment. A vast segment of the coastal communities heavily depends on the coastal and marine resources and ecosystems for their livelihoods. Coastal ecosystems (e.g., coral reefs, mangroves, and wetlands) are also one of the world's richest storehouses of biological diversity and primary productivity (Maurya, *et al.*, 2022). However, since past several decades, the ecosystems have been threatened by various human activities and development interventions (Pessoa & Lidon, 2013). They are vulnerable to various developmental activities including rapid industrialization and coastal infrastructure expansion projects (like ports, oil terminals etc.) as part of strategic economic development policies (like promotion of Special Economic Zone, Special Investment Region etc) (Maurya, *et al.*, 2022). In direct dependency term, total population of more than one million people in about 550 villages reside along the coast and extract its resources, the coastal ecosystems are under severe pressure threatening the future of these ecosystems (Devi and Pathak, 2016).

This research aims to systematically document the coastal plant species of Porbandar Taluka, Gujarat, and to explore their ethnobotanical uses through a detailed review of existing literature. The study follows a two-step approach: first, compiling a comprehensive list of coastal flora from the region, and second, identifying their traditional uses and applications as recorded in various sources. By bridging this knowledge with local contexts, the research seeks to highlight the potential utility of these plants for ecological, economic, and societal benefits in the region.

Study site

Porbandar district, situated on the far-reaching Saurashtra coast of Gujarat at 21.6778°N latitude and 69.8121°E longitude, experiences an average rainfall of 539.11 mm and an average temperature of 28.31°C. The district boasts a coastline stretching approximately 90 km. Among its three talukas - Porbandar, Ranavav and Kutiyana - only Porbandar Taluka lies along the coastline. Porbandar Taluka comprises a total of 74 villages, with 23 of them being coastal, accounting for 30% of the taluka's total village count. These 23 coastal villages serve as the primary study sites for this study (Table 1; Fig. 1).

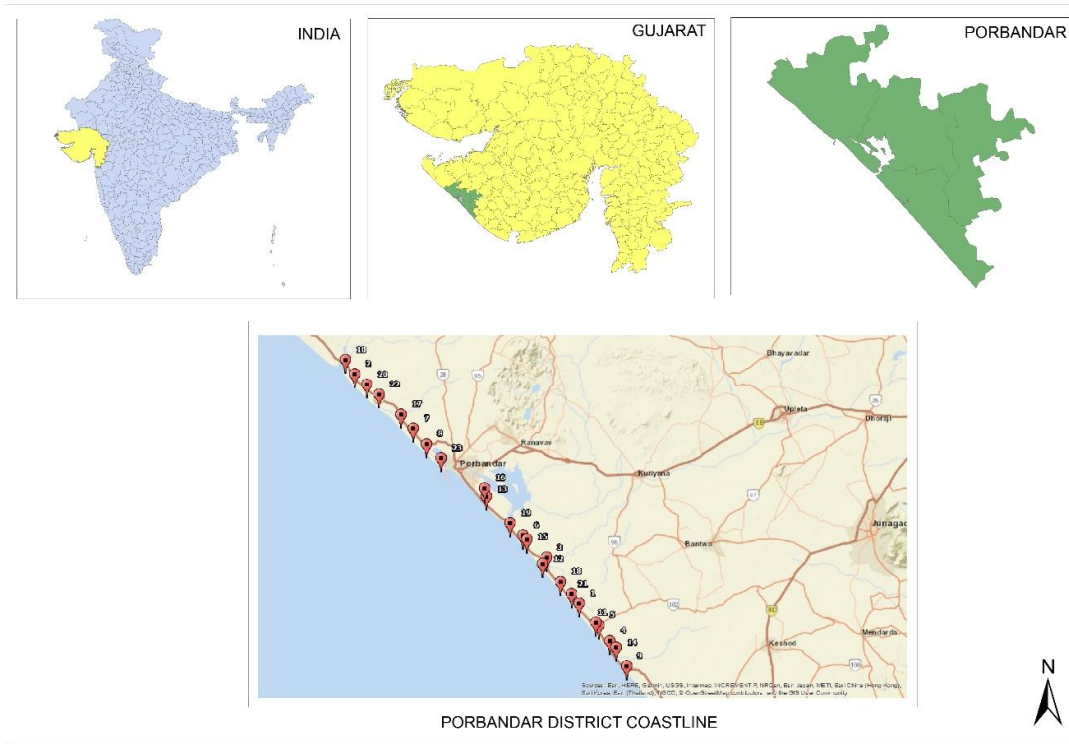


Fig. 1: Study site Map

Table 1: Coastal villages of Porbandar district

No.	Villages	Coordinates	No.	Villages	Coordinates
1.	Balej	21°22'29"N 69°51'42"E	13.	Oddar	21°34'44"N 69°40'15"E
2.	Bhavpara	21°48'46"N 69°24'05"E	14.	Pata	21°17'27"N 69°56'14"E
3.	Chikasa	21°27'45"N 69°47'40"E	15.	Rajpar(/Navagam)	21°29'47"N 69°45'14"E
4.	Chingariya	21°18'12"N 69°55'28"E	16.	Ratanpar	21°35'40"N 69°40'02"E
5.	Gorasar	21°20'00"N 69°54'08"E	17.	Ratdi	21°44'05"N 69°29'46"E
6.	Gosa	21°30'16"N 69°44'46"E	18.	Ratiya	21°24'59"N 69°49'24"E
7.	Kantela	21°42'28"N 69°31'17"E	19.	Tukda Gosa	21°31'39"N 69°43'13"E
8.	Kuchhdi	21°40'42"N 69°32'56"E	20.	Tukda Miyani	21°47'33"N 69°25'36"E
9.	Madhavpur	21°15'20"N 69°57'30"E	21.	Untda	21°23'33"N 69°50'45"E
10.	Miyani	21°50'25"N 69°22'57"E	22.	Visavada	21°46'23"N 69°27'06"E
11.	Mocha	21°20'19"N 69°53'45"E	23.	Zavar(/Javar)	21°39'05"N 69°34'45"E
12.	Navi Bandar	21°27'02"N 69°47'13"E	-	-	-

Method

The study focuses on documenting the coastal flora of Porbandar Taluka in Gujarat and analyzing their ethnobotanical significance. Twenty-three villages were selected for the survey (Table 1), chosen for their proximity to the coastline and representation of diverse coastal habitats such as beaches, sand dunes, mangroves, and coastal scrublands. Systematic field surveys were conducted in these habitats, and plant species encountered were carefully identified using the Flora of Gujarat (Shah, 1978) and recorded with both their common and scientific names. Specimens were collected and preserved in the herbarium of the Department of Botany, M. D. Science College, Porbandar, for future reference.

In the second phase, an extensive review of scientific literature, research papers, and relevant publications was undertaken to gather data on the ethnobotanical uses of the documented species. This review focused on their traditional uses, economic value, medicinal properties, and socio-cultural significance, with an aim to identify applications that could be adapted to benefit the local community. The findings were used to develop recommendations for the conservation and sustainable utilization of coastal flora, ensuring their integration into regional development and policy frameworks.

Result & Discussion

Diversity Overview

During the survey, a total of 96 species across 87 genera belonging to 38 families were recorded (Appendix 1; Fig. 3). Notably, Polypetalae demonstrates the highest diversity, comprising 18 families, 52 genera, and 56 species, while Monochlamydae exhibits the lowest diversity, consisting of 3 families, 6 genera, and 6 species (Table 2). Among the recorded species, there were 70 herbaceous plants, 10 shrubs, 8 trees, and 8 climbers (Fig. 2). Dicotyledons show greater diversity with 32 families, 75 genera, and 82 species, compared to monocotyledons with 5 families, 10 genera, and 12 species (Table 2). The ratio of monocots to dicots for families, genera, and species is 1:6.4, 1:7.5, and 1:6.8 respectively.

Table 2: Synoptic analysis of Coastal flora of Porbandar

Class	No. of Families	No. of Genera	No. of Species
(i) Polypetalae	18	52	56
(ii) Gamopetalae	12	19	22
(iii) Monochlamydae	3	6	6
Total Dicotyledons	33	77	84
%	86.84210526	88.50574713	87.5
Total Monocotyledons	5	10	12
%	13.15789474	11.49425287	12.5
Grand Total	38	87	96

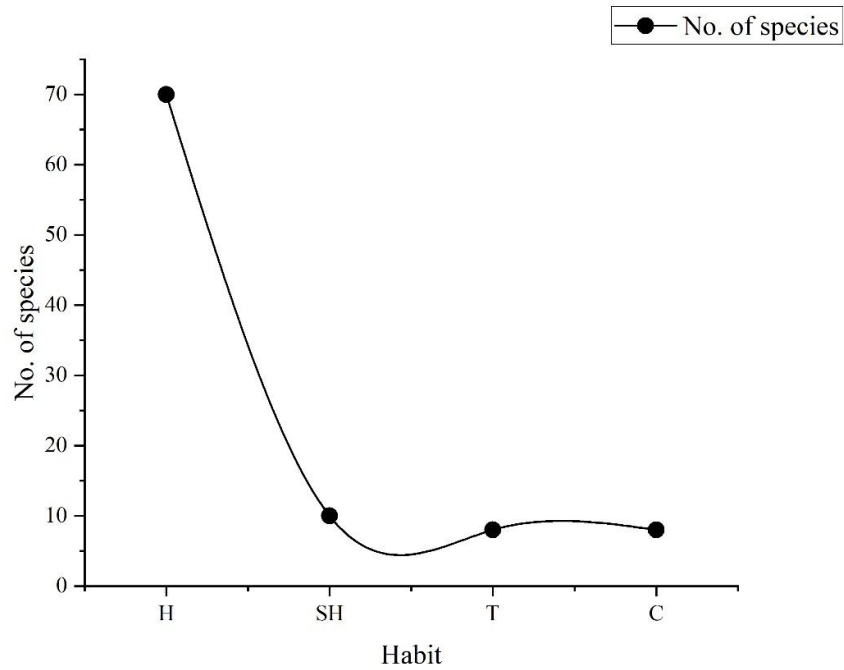


Fig. 2: Habit of Coastal flora

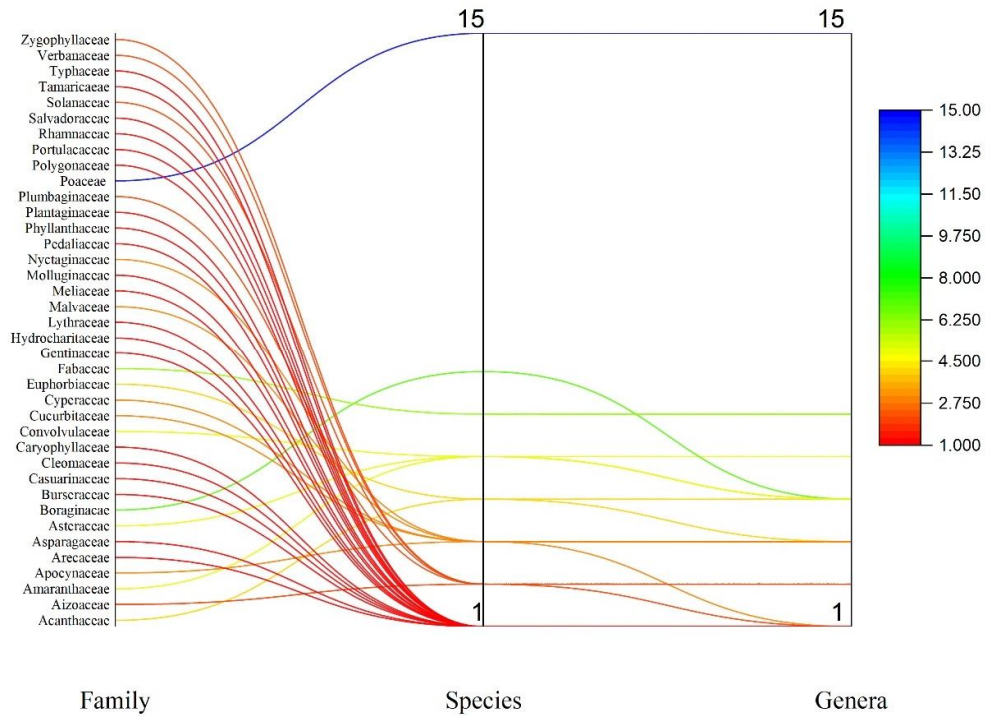


Fig. 3: Distribution of Species and Genera Across Plant Families

Socio-economic Utility Assessment

Traditional uses

The coastal flora of Porbandar District, Gujarat, holds significant ethnobotanical value, deeply embedded in the local customs, livelihoods, and ecological systems of the region. These plant species, extending from the coastal shores to the hinterlands, provide essential resources that support various aspects of community life. The documented 162 uses of these plants have been systematically categorized into 12 distinct functional groups (Fig. 4), reflecting their diverse socio-economic and ecological importance.

In the realm of traditional medicine, coastal flora reigns supreme, with a staggering 86 documented uses and 6 ethnoveterinary applications. This wealth of medicinal knowledge reflects generations of accumulated wisdom, where plants are not just remedies but cultural symbols of health and well-being. Whether it's brewing herbal concoctions to alleviate common ailments or crafting poultices for wound healing, these botanical remedies not only offer relief but also empower communities with self-sufficiency in healthcare.

In the realm of agriculture and animal husbandry, coastal flora demonstrates its versatility with 21 documented uses as fodder. This abundant resource not only sustains livestock populations but also mitigates the impact of erratic weather patterns on rural economies. Additionally, with 18 recorded uses as food, coastal flora contributes to dietary diversity and food security, enriching local cuisines with unique flavours and nutritional benefits. With 6 documented uses in household item making and 2 in ornamental applications, these plants inspire creativity and craftsmanship within local communities.

Furthermore, the ecological importance of coastal flora is underscored by its role as sand binders and dune stabilizers, with 5 documented uses. These plants play a crucial role in preserving coastal ecosystems, mitigating erosion, and safeguarding habitats for diverse flora and fauna. Their presence not only contributes to environmental resilience but also supports industries such as tourism and fisheries, which rely on the health of coastal ecosystems.

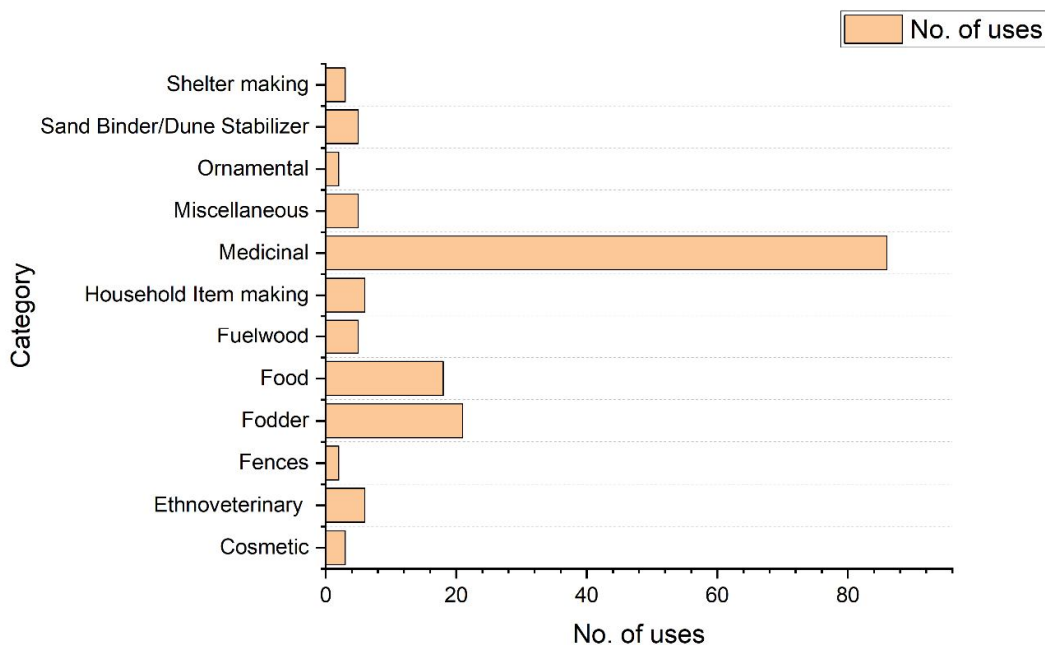


Fig. 4: Categories of utility of coastal flora

Plant part used

The traditional uses of coastal flora a deep understanding of plant biology and utilization, reflecting the ingenuity and knowledge of local communities. An analysis of the parts of plants used in various applications reveals a broad spectrum of utility, emphasizing the versatility and resourcefulness embedded in traditional practices (Fig. 5).

The most frequently utilized part of the plant is the whole plant, which accounts for 54 documented uses. This comprehensive use suggests a holistic approach where multiple parts of the plant contribute synergistically to its applications, maximizing its utility. The use of the whole plant is often seen in traditional medicine, where entire plants are used to create potent remedies, ensuring that all beneficial compounds are harnessed.

Leaves are the second most commonly used part, with 45 recorded uses. The high frequency of leaf use reflects their accessibility and the ease with which they can be harvested without significantly harming the plant. Stems are used in 21 instances, indicating their importance in various applications, from structural uses in construction and crafting household items to their role in traditional medicine. Stems often provide structural support in the form of fencing materials and are also used in making tools and implements. Roots are utilized 14 times. Fruits, with 15 documented uses, are primarily consumed as food but also have applications in traditional medicine and other uses. Seeds are documented 8 times while Flowers, though less commonly used with only 2 recorded instances.

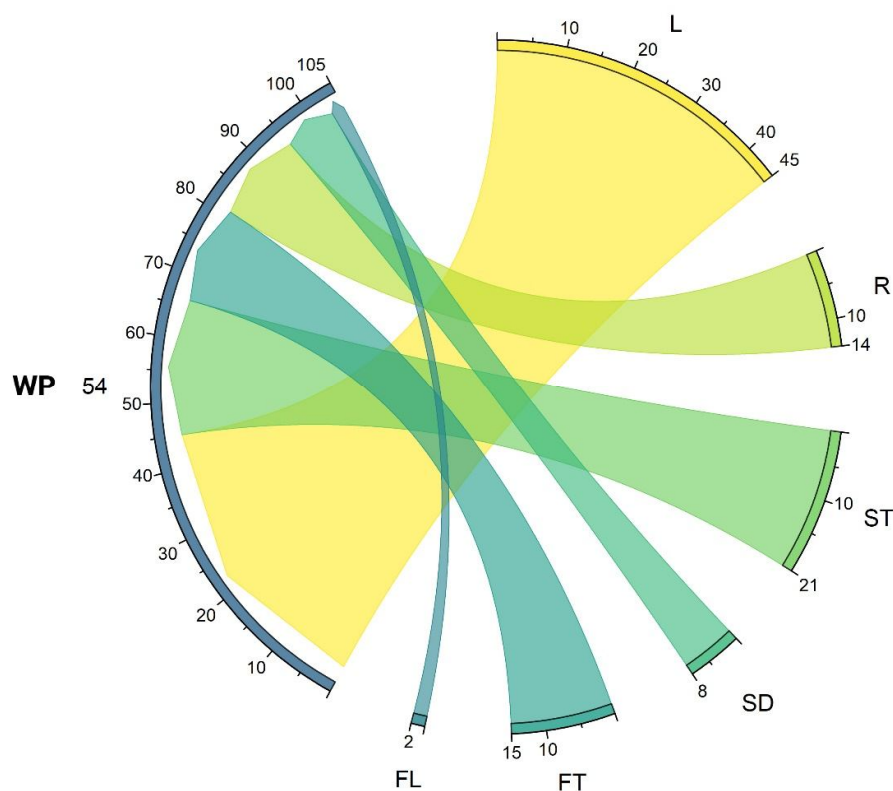


Fig 5: Plant part used

Agriculture

The major crops cultivated in the area include Chickpea (*Cicer arietinum* L.), Sorghum (*Sorghum bicolor* (L.) Moench), Cotton (*Gossypium herbaceum* L.), Groundnut (*Arachis hypogaea* L.), Wheat (*Triticum aestivum* L.), Pearl millet (*Cenchrus americanus* (L.) Morrone) Caster (*Ricinus communis* L.), and Cumin (*Cuminum cyminum* L.).

Ecological significance

Coastal vegetation, including mangroves, salt marshes, and beach grasses, plays a vital role in stabilizing shorelines and preventing erosion (Salm and Clark, 2000). Their extensive root systems bind soil together, reducing the impact of waves, currents, and storm surges, thereby protecting coastal infrastructure and communities from erosion and flooding. Moreover, they provide essential habitats for a diverse range of plant and animal species. For instance, mangroves serve as nurseries for fish, crustaceans, and other marine organisms, while salt marshes support various bird species, amphibians, and small mammals, contributing to coastal biodiversity and ecological functions (Neogiet *et al.*, 2017).

Additionally, coastal vegetation, especially mangroves, seagrasses, and salt marshes, efficiently sequester carbon dioxide from the atmosphere (Hilmi *et al.*, 2021). They store substantial amounts of carbon in their biomass and sediments, aiding in mitigating climate change by reducing greenhouse gas emissions and storing carbon in coastal ecosystems. Furthermore, coastal vegetation offers valuable protection against storms, hurricanes, and

tropical cyclones by absorbing wave energy and lessening the impact of storm surges and coastal flooding.

Threats & Conservation

In Porbandar district, coastal flora faces numerous significant threats. Soil theft, often associated with illegal excavation practices, poses a severe menace to coastal vegetation. Unauthorized digging for construction, landscaping, or agricultural purposes disrupts the delicate balance of coastal ecosystems by removing topsoil and sediment layers crucial for plant growth and habitat stability. Mining activities exacerbate the degradation of coastal flora, with sand mining and gravel extraction altering sediment dynamics and destabilizing habitats along coastlines, diminishing vegetation cover and disrupting essential hydrological processes vital for ecosystem survival. Furthermore, the conversion of coastal areas into farmland represents another pressing concern. Recent cases of setting fire for land clearance result not only in the loss of critical habitats such as mangroves and salt marshes but also in the disruption of soil characteristics and vegetation composition, leading to fragmentation and biodiversity loss.

Infrastructure development compounds the threats faced by coastal flora in Porbandar district. Linear projects traverse through coastal ecosystems, fragmenting habitats and disrupting wildlife corridors crucial for plant dispersal and survival (Williams *et al.*, 2018). These developments reduce vegetation cover and exacerbate habitat fragmentation, posing challenges for the long-term viability of coastal plant communities. Additionally, the district is vulnerable to typhoons, which can cause widespread damage to coastal vegetation through strong winds, heavy rainfall, and storm surges, further exacerbating the pressures faced by coastal flora.

Conclusion

This study emphasizes the socio-economic potential of coastal flora in Porbandar District, Gujarat, through a two-step approach of documenting species diversity and analyzing their ethnobotanical uses. A total of 96 species across 38 families were identified, showcasing 162 traditional uses, ranging from medicinal and agricultural applications to craftsmanship. These findings highlight the critical role of coastal flora in supporting local livelihoods and sustaining ecological balance. However, the integrity of these ecosystems faces challenges from anthropogenic pressures and developmental activities.

Conservation efforts and sustainable management strategies, informed by traditional knowledge and supported by community engagement, are essential to protect the socio-economic and ecological values of these species. By leveraging the documented uses of coastal flora, this research provides a foundation for policymakers, researchers, and communities to promote sustainable development, enhance biodiversity conservation, and preserve cultural heritage within Porbandar District and similar coastal regions.

Declarations

List of Abbreviation:

C – Climber, FL – Flower, FT – Fruit, H – Herb, L – Leaf, R – Root, SD – Seed, SH – Shrub, ST – Stem, T – Tree, WP - Whole plant.

References

1. Accogli R, Tomaselli V, Dorenzo P, Perrino EV, Albanese G, Urbano M and Laghetti G. 2023. Edible halophytes and halo-tolerant species in Apulia region (Southeastern Italy): Biogeography, traditional food use and potential sustainable crops. *Plants*, **12**(3):549.
2. Ali E, Azhar MF and Bussmann RW. 2023. Ethnobotanical inventory and medicinal applications of plants used by the local people of Cholistan desert, Pakistan. *Ethnobotany Research and Applications*, **25**:1-23.
3. Al-Qudah MA and Al-Jaber HI. 2011. Ethnopharmacological survey of wild medicinal plants in Showbak, Jordan. *Journal of Ethnopharmacology*, **137**(1):27-35.
4. Amjad MS, Arshad M, Saboor A, Page S and Chaudhari SK. 2017. Ethnobotanical profiling of the medicinal flora of Kotli, Azad Jammu and Kashmir, Pakistan: Empirical reflections on multinomial logit specifications. *Asian Pacific journal of tropical medicine*, **10**(5):503-514.
5. Arbiastutie Y, Diba F and Masriani M. 2021. Ethnobotanical and ecological studies of medicinal plants in a mangrove forest in Mempawah District, West Kalimantan, Indonesia. *Biodiversitas: Journal of Biological Diversity*, **22**(6):3164-3170.
6. Austin DF. 2007. Water spinach (*Ipomoea aquatica*, Convolvulaceae): A food gone wild. *Ethnobotany Research & Applications*, **5**:123-146.
7. Bajpai, A and Ojha JK. 2000. Comparative Studies of *Boerhaavia Diffusa* L. and *Boerhaavia Verticillata* Poir. (Nyctaginaceae). *Ancient Science of Life*, **19**(3&4):105-109.
8. Bibi T, Ahmad M, Tareen RB, Tareen NM, Jabeen R, Rehman SU, Sultana S, Zafar M and Yaseen G. 2014. Ethnobotany of medicinal plants in district Mastung of Balochistan province-Pakistan. *Journal of ethnopharmacology*, **157**:79-89.
9. Chakraborty NR and Duary B. 2014. Utilization of some weeds as medicine by the local people in Birbhum District of West Bengal, India. *International Journal of Bio-resource and Stress Management*, **5**:148-152.
10. Chaudhari SK, Arshad M, Ahmed E, Mustafa G, Fatima S, Akhtar S and Amjad MS. 2013. Ethnobotanical evaluation of grasses from Thal Desert, Pakistan. *Arch Sci*, **66**(5):248-55.
11. Choudhury S, Rahaman CH and Mandal S. 2012. Pharmacognostic studies of *Coccinia grandis* (L.) Voigt.—An important ethnomedicinal plant. Multidisciplinary approaches in Angiosperm Systematics. India, *Kalyani*, 637-647.
12. Devi V and Pathak B. 2016. Ecological studies of mangroves species in Gulf of Khambhat, Gujarat. *Tropical Plant Research*, **3**(3):536-542. DOI: 10.22271/tpr.2016.v3.i3.070
13. Dipankar C, Murugan S and Devi PU. 2011. Review on medicinal and pharmacological properties of *Iresine herbstii*, *Chrozophora rotleri* and *Ecbolium linneanum*. *African Journal of Traditional, Complementary and Alternative Medicines*, **8**(5S):124-129.
14. Fairbairn A and Weiss E. 2009. *From foragers to farmers*. Oxford, England.

15. Gaddeyya G and Kumar PR. 2016. A Comprehensive Review on Ethnobotany and Photochemistry of an Herbal Weed *Trianthemafortulacastrum* L. *Journal of Pharmacognosy and Phytochemistry*, **5**(4):25-31.
16. Ghosh, P, Biswas S, Biswas M, Dutta A, Sil S and Chatterjee S. 2019. Morphological, Ethno biological and Phytopharmacological Attributes of *Tridax procumbens* Linn.(Asteraceae): A Review. *Int. J. Sci. Res. in Biological Sciences*, **6**(2):182-191.
17. Gobbi V and Katrahalli K. 2023. Ethnobotanical Information for the Treatment of Snake Bite and Scorpion Stings by Traditional Health Practitioners in Bagalkot District, Karnataka, India *Annals of Plant Sciences*, **12**(04):5832-5841.
18. Gupta T and Yadav MK. 2023. An Ethnomedicinal Record of Herbaceous Plants of Aravalli Hills of Ajmer District, Rajasthan, India. *International Journal of Education, Modern Management, Applied Science & Social Science*, **5**(3):103-106.
19. Hilmi N, Chami R, Sutherland M, Hall Spencer JM, Lebleu L, Benítez MB and Levin, LA. 2021. The role of blue carbon in climate change mitigation and carbon stock conservation. *Frontiers in Climate*, **3**:710546. DOI:10.3389/fclim.2021.710546
20. Hossan MS, Hanif A, Khan M, Bari S, Jahan R and Rahmatullah M. 2009. Ethnobotanical survey of the Tripura tribe of Bangladesh. *American Eurasian Journal of Sustainable Agriculture*, **3**(2): 253-261.
21. Ignacimuthu S, Ayyanar M and Sankarasivaraman K. 2008. Ethnobotanical study of medicinal plants used by Paliyar tribals in Theni district of Tamil Nadu, India. *Fitoterapia*, **79**(7-8), 562-568.
22. Ishnava K, Ramarao V, Mohan JSS and Kothari IL. 2011. Ecologically important and life supporting plants of little Rann of Kachchh, Gujarat. *J Ecol Nat Environ*, **3**(2):33-38.
23. Islam MR, Uddin MZ, Rahman MS, Tutul E, Rahman MZ, Hassan MA, Faiz MA, Hossain M, Hussain M and Rashid MA. (2009). Ethnobotanical, phytochemical and toxicological studies of *Xanthium strumarium* L. *Bangladesh Med Res Counc Bull*, **35**(3):84-90.
24. Jadeja BA, Odedra NK and Odedra KR. 2006. Herbal remedies used for haemorrhoids by tribals of Saurashtra, Gujarat. *Indian Journal of Traditional Knowledge*, **5**(03):348-352.
25. Jagtap TD, Shirsat RP and Koche DK. 2022. Updates on Ethnomedicinal Uses and Biological Activities of Genus Ruellia. *International Journal of Pharmacognosy and Phytochemical Research*, **14**(3):19-23
26. Khan MA, Ungar IA and Showalter AM. 1999. Effects of salinity on growth, ion content and osmotic relations in *Halopyrum mucronatum* (L). *Stapf. J. Plant Nutr.*, **22**:191-204.
27. Madani I, Tahir YF and Nour SM. 2014. Ethnobotanical Study of Medicinal Plants Used by El Kababish Tribe in Ga'ab El Lagia Oasis, West Dongola (Sudan). *Nyame Akuma Bulletin*, **82**:91-99.
28. Maisha MH, Jui ZS and Begum N. 2024. Ethnomedicinal and ethnobotanical uses of aquatic flora by local inhabitants of Gopalganj District, Bangladesh. *Journal of Medicinal Plants Studies*, **12**(1):157-165.

29. Majeed M, Bhatti KH, Amjad MS, Abbasi AM, Rashid A, Nawaz F, Mehmood A, Mahmood M and Ahmad KS. 2020. Ethno-veterinary practices of Poaceae taxa in Punjab, Pakistan. *Plos One*. DOI: 10.21203/rs.3.rs-15532/v1
30. Mallick SN, Sahoo T, Naik SK and Panda PC. 2020. Ethnobotanical study of Wild Edible Food Plants used by the tribals and rural populations of Odisha, India for food and livelihood security. *Plant Archives*, **20**(1):661-669.
31. Maru RN and Patel RS. 2012. Ethno-medicinal plants used to cure different diseases by tribals of Jhalod Taluka of Dhahod District, Gujarat. India. *International Journal of Scientific and Research Publications*, **2**(9):1-4.
32. Marwat SK, Rehman F, Usman K, Rashid A and Ghulam S. 2012. Biodiversity of grassy weeds and their ethnobotanical importance in Dera Ismail Khan District (DI Khan), KPK, Pakistan. *Pak. J. Bot*, **44**(2):733-738.
33. Maurya K, Mahajan S, Annamalai A, Chaube NR, Patrevu D and Misra A. 2022. Mangroves in Gulf of Khambhat, Gujarat: a case study. *Proceedings of the Indian National Science Academy*, **88**(4):560-575. DOI: 10.1007/s43538-022-00093-2
34. Meena MC, Meena RK and Patni V. 2014. Ethnobotanical studies of *Citrullus colocynthis* (Linn.) Schrad.-An important threatened medicinal herb. *J Med Plants Stud*, **2**:15-22.
35. Modhvadia AR. 2009. *A Contribution to Ethnobotany of Mehsana District, North Gujarat*. PhD dissertation, Saurashtra University.
36. Mownika S, Sharmila S and Ramya EK. 2022. Integration of Ethnobotany and Diversity of Medicinal Plants in Manar Beat, Karamadai Range of the Western Ghats, India. *Indian Journal of Ecology*, **49**(3):1171-1196.
37. Muzila M. 2008. *Boerhavia diffusa* L. In: Schmelzer, GH, Gurib-Fakim A. (eds). *Plant Resources of Tropical Africa, Medicinal plants*, PROTA Foundation, Wageningen. Netherlands/Backhuys Publishers, Leiden, pp. 117–121.
38. Neogi SB, Dey M, Kabir SML, Masum SJH, Kopprio GA, Yamasaki S and Lara R. 2017. Sundarban mangroves: diversity, ecosystem services and climate change impacts. *Asian Journal of Medical and Biological Research*, **2**(4):488–507. DOI: 10.3329/ajmbr.v2i4.30988
39. Odedra KN, Shukla K and Bhupendrasinh A. 2024. Green Traditions: Unearthing Uncommon Plant Uses among the Maher Tribe in Porbandar District, Gujarat, India. *Int. J. Curr. Microbiol. App. Sci*, **13**(03):64-77.
40. Odedra NK. 2009. *Ethnobotany of Maher Tribe in Porbandar District, Gujarat, India*. PhD dissertation, Saurashtra University.
41. Ong HC and Nordiana M. 1999. Malay ethno-medico botany in Machang, Kelantan, Malaysia. *Fitoterapia*. **70**(5):502-513.
42. Öztürk M, Altay V, Gucel S and Guvensen A. 2014. Halophytes in the East Mediterranean—their medicinal and other economical values. In: Khan MA, Böer B, Öztürk M, Al Abdessalaam TZ, Clüsener-Godt M, Gul B. (Eds). *Sabkha ecosystems: volume IV: cash crop halophyte and biodiversity conservation*. Springer. pp. 247-272.
43. Patel DK, Laloo D, Kumar R and Hemalatha S. 2011. *Pedaliu murex* Linn.: an overview of its phytopharmacological aspects. *Asian Pacific journal of tropical medicine*, **4**(9):748-755.

44. Patil KS and Bhalsing SR. 2016. Ethnomedicinal uses, phytochemistry and pharmacological properties of the genus *Boerhavia*. *Journal of ethnopharmacology*, **182**:200-220.
45. Pegu R, Gogoi J, Tamuli AK and Teron R. 2013. Ethnobotanical study of wild edible plants in Poba Reserved Forest, Assam, India: multiple functions and implications for conservation. *Research Journal of Agriculture and Forestry Sciences. Research Journal of Agriculture and Forestry Sciences*, **1**(3):1-10.
46. Perveen A, Wei CR, Bokhari SWA, Ijaz S, Iqbal J, Ashraf S and Kousar S. 2024. Ethnobotany and urban life: medicinal and food use of plants from Karachi (Pakistan's largest metropolis). *Ethnobotany Research and Applications*, **28**:1-26.
47. Pessoa MF and Lidon FC. 2013. Impact of human activities on coastal vegetation-a review. *Emirates Journal of Food and Agriculture*, 926-944.
48. Prasad MNV and Tewari JC. 2016. *Prosopis juliflora* (Sw) DC: Potential for bioremediation and bioeconomy. In: Prasad MNV (eds). Bioremediation and bioeconomy. Elsevier. pp. 49-76.
49. Prasad PN, Devi VM, Syndia LAM, Rajakohila M and Ariharan VN. 2012. Ethnobotanical studies on Thozhukanni and Azhukanni among the Kanikkars of South India. *Int. J. Pharm. Sci. Rev. Res.*, **14** (2):135-138.
50. Pullaiah T, Bahadur B and Krishnamurthy KV. 2016. Ethnobotany of mangroves with particular reference to west coast of peninsular India. In: O'Neill AR. (eds). *Ethnobotany of India*. Volume 2. Western Ghats and West Coast of Peninsular India. Apple Academic Press. Florida, USA. pp. 317-326.
51. Qureshi R and Bhatti GR. 2008. Ethnobotany of plants used by the Thari people of Nara Desert, Pakistan. *Fitoterapia*, **79**(6):468-473.
52. Rahim S, Shah A and Iqbal S. 2023. Ethnobotany of medicinal plants in Surghar Range of Pakistan. *Ethnobotany Research and Applications*, **26**:1-72.
53. Rajalakshmi S, Vijayakumar S and Arulmozhi P. 2019. Ethnobotanical survey of medicinal plants in Thanjavur and its surrounding (Tamil Nadu-India). *Acta Ecologica Sinica*, **39**(5), 380-397.
54. Rani Pand Sood N. 2021. Qualitative and Quantitative Ethnobotanical Analysis of *Ricinus communis* L. and *Azadirachta indica* A. Juss. in Sonipat District of Haryana, India. *Journal of Natural Remedies*, **2021**:61-69.
55. Rashid AR and Marwat SK. 2006. Ethnobotanical study of important wild plants of Bahadur Khel tract (tehsil Banda Daud Shah) in Karak district. *Gomal Univ J Res*, **2**(2):165-172.
56. Ratnam VK and Raju VR. 2005. Folk medicine used for common women ailments Adivasis in the Eastern Ghats of Andhra Pradesh. *Indian Journal of Traditional Knowledge*, **4**(3):267-270.
57. Roy S. 2015. An ethnobotanical study on the medicinal plants used by Rajbanshis of Coochbehar district, West Bengal, India. *Journal of Medicinal Plants Studies*, **3**(5):46-49.
58. Sadeghi Z and Kuhestani K. 2014. Ethnobotany of date palm (*Phoenix dactylifera*) in Baluch tribe of Saravan region, Baluchistan, Iran. *Journal of Agricultural Technology*, **10**(6):1571-1585.
59. Saini DC. 2008. Observations of ethno-botanical studies in India. *Journal of Palaeosciences*, **57**(1-3):277-288.

60. Sainuddin FV, Kakkara A, Vasundharan SK, Parambath SN, Rajan SC and Raghunathan J. 2017. Spatial mapping of ethno medicinal knowledge with specific reference to *Bacopa monnieri* (L.) Pennell in India. *J Ayurveda Med Sci*, **2**(3):219-24.
61. Salm RV and Clark JR. 2000. Marine and Coastal Protected Areas: A guide for planners and managers. In IUCN eBooks. DOI:10.2305/iucn.ch.2000.13.en
62. Saqib F, Shaikat M, Javad S, Riaz M, Khan Z, Cobelschi C, Festila D and Nicula C. 2021. In vitro and in vivo biological approach to validate folkloric claims of *Trianthema triquetra* Rottler & Willd. *Bangladesh Journal of Botany*, **50**(1), 21-28.
63. Sarwar AG, Tajkia JE and Sagar A. 2018. Weed diversity of the family Poaceae in Bangladesh Agricultural University campus and their ethnobotanical uses. *Journal of the Bangladesh Agricultural University*, **16**(3):372-379.
64. Satapathy KB, Sahu BB and Jena G. 2012. Crop weeds diversity and their ethnomedicinal uses in the treatment of common ailments in Jaipur district of Odisha, India. *Int J Med Arom Plants*, **2**(1):80-89.
65. Sathishpandian S, Prathap S, Vivek P, Chandran M, Bharathiraja B, Yuvaraj D and Smila KH. 2014. Ethnobotanical study of medicinal plants used by local people in Ariyalur District, Tamilnadu, India. *International Journal of Chemical Technology Research*, **6**(9):4276-84.
66. Schmelzer GH and Gurib-Fakim A. 2008. *Plant Resources of Tropical Africa, Medicinal Plants I*, PROTA Foundation, Netherlands.
67. Sen UK and Bhakat RK. 2019. Ethnobotanical study on sand-dune based medicinal plants and traditional therapies in coastal Purba Medinipur District, West Bengal, India. *European Journal of Medicinal Plants*, **26**(2):1-19.
68. Shah A, Poudel RC, Ishtiaq M, Sarvat R, Shahzad H, Abbas A, Shoaib S, Nuzhat R, Noor UD, Mahmooda H, Summaya A, Ifra A and Ihsan U. 2019. Ethnobotanical study of medicinal plants of Namal Valley, Salt Range, Pakistan. *Applied Ecology & Environmental Research*, **17**(2): 4725-4805.
69. Shah GL. 1978. *Flora of Gujarat*. Part I & II. Sardar Patel University, Vallabh Vidyanagar. Gujarat. India.
70. Simpson DA and Inglis CA. 2001. Cyperaceae of economic, ethnobotanical and horticultural importance: a checklist. *Kew Bulletin*, 257-360.
71. Singh JP, Kannan V, Patidar A, Kumar M, Swami S, Ranganathan S and Patil NV. 2022. *Indigofera oblongifolia* Forssk.-An important underutilized multi-use leguminous shrub of Indian hot arid region. DOI: 10.21203/rs.3.rs-1752860/v1
72. Singh K and Dutt R. 2013. A review on medicinal plant for treatment of Helminthiasis. *World journal of pharmacological Research and technology*, **1**(1):1-7.
73. Tanaka T and Nakao S. 1976. *Tanaka's cyclopedia of edible plants of the world*. Keigaku Pub. Co., Tokyo, Japan.
74. Thaker JJ. 1910. *Vanaspathi Sastara- Barda Dungarni Jadibutitani Pariksha anae Upyog*. Sastu Sahitya Vardhak Karyalaya, Ahmedabad, India. pp. 733
75. Venkatesan G. 2019. Traditional wild edible plants from Cauvery Delta Region of Tamilnadu, India. *J. Emerg. Technol. Innov. Res*, **6**:618-627.
76. Williams A, Rangel-Buitrago N, Pranzini E and Anfuso G. 2018. The management of coastal erosion. *Ocean & Coastal Management*, **156**:4-20. DOI:10.1016/j.ocecoaman.2017.03.022

77. Zhao J, Fan Y, Cheng Z, Kennelly EJ and Long C. 2024. Ethnobotanical uses, phytochemistry and bioactivities of Cymbopogon plants: A review. *Journal of Ethnopharmacology*, **330**:118181. DOI: 10.1016/j.jep.2024.118181

UNDER PEER REVIEW

Appendix 1: Coastal flora of Porbandar district

Scientific Name	Family	Habit	Vernacular name	Plant part used	Uses	References
<i>Aeluropuslagopides</i> (L.) Thwaites	Poaceae	H	ખારી ધ્રોક્ક (Khari dhrokad)	WP	Paste applied on wounds for Healing and Pain Killing.	Sen andBhakat, 2018
<i>Aerva lanata</i> (L.) Juss.	Amaranthaceae	H	ગોરખગંજો (Gorakhganjo)	L, FL, R	Leaves, flowers and roots crushed in curd and given orally in jaundice.	Odedra, 2009
<i>Alternanthera sessilis</i> (L.) DC.	Amaranthaceae	H	પાણી ની ભાજી (Pani ni Bhaji)	L	Leaves are used as vegetable.	Modhvadia, 2009
				WP	As fodder for grazing animals.	Modhvadia, 2009
				WP	Whole plant Juice taken for easy digestion.	Sen andBhakat, 2018
				WP	Plants are made into paste and paste is administered as poultice on skin disease.	Chakraborty andDuary, 2014
<i>Ammanniabaccifera</i> L.	Lythraceae	H	જાળ આગ્યો (Jal Aagiyo)	WP	Two spoonful decoction of entire plant was taken orally twice a day for a week to cure Gonorrhoea.	Odedra, 2009
				L	Leaf paste applied on skin Itching.	Satapathy <i>et al.</i> , 2012
<i>Aristida funiculata</i> Trin. &Rupr.	Poaceae	H	ફુસીયુ (Fusiyu)	WP	Fodder	Majeed <i>et al.</i> , 2020
<i>Asparagus dumosus</i> Baker	Asparagaceae	SH	દરીયાઈ ગજવેલ (Dariaigajvel)	ST	Rhizome paste is given orally in digestive disorders.	Sen andBhakat, 2018
<i>Avicennia marina</i> (Forssk.) Vierh.	Acanthaceae	T	તવરીયા (Tavariya)	L	Leaves paste applied on sunburns.	Arbiastutieet <i>al.</i> , 2021
				L	Leaves are used as fodder in famine.	Odedra, 2009

				ST	Dried branches are used as fuel.	Odedra, 2009
<i>Azadirachta indica</i> A.Juss.	Meliaceae	T	લીંબડો (Limbdō)	L	Leaves are used as a mosquito replant.	Odedra, 2009
				ST	Young branches are chewed to cure tooth ache.	Rani and Sood, 2021
<i>Bacopa monnieri</i> (L.) Wettst.	Plantaginaceae	H		L	Leaves are made into powder and given orally to increase memory power.	Sainuddinet <i>al.</i> , 2017
<i>Boerhaviadiffusa</i> L.	Nyctaginaceae	H	નાનો વસેડો (Nano vasedo)	R	Root decoction is used to cure stomach ache.	Patil and Bhalsing, 2016
				R	Root decoction is used to cure Jaundice.	Patil and Bhalsing, 2016
				L	Leaves are boiled in water and applied on burns.	Odedra, 2009
<i>Boerhaviaerecta</i> L.	Nyctaginaceae	H	ઓરલોગોરલો (Orlogorlo)	WP	Smoke of Plant powdered is used to cure Asthma.	Patil and Bhalsing, 2016
				WP	Whole plant decoction to treat convulsions in children	Muzila, 2008
				R	Root paste is rubbed on the skin to ripen abscesses and ulcers	Rameshkumar and Ramakritinan, 2013
<i>Boerhaviaplumbaginea</i> Cav.	Nyctaginaceae	H	મોટો વસેડો (Moto vasedo)	R	Root pieces are kept in the mouth to cure mouth ulcers.	Maru and Patel, 2012
				L	Leaves are chewed in scorpion bite.	Bajpai and Ojha, 2000
<i>Bolboschoenus maritimus</i> (L.) Palla	Cyperaceae	H	ચિયો (Chiyo)	ST	Young bulb after baking in fire can be eaten.	Fairbairn and Weiss, 2009.
<i>Casuarina</i>	Casuarinaceae	T	જુરી (Jhuri)	ST	Dried stem is used as fuel.	Odedra, 2009

<i>equisetifolia</i> L.						
				L	Leaf juice is taken to reduce severe stomach pain.	Hossanet <i>et al.</i> , 2009
				ST	Bark juice is taken to reduce toothache.	Hossanet <i>et al.</i> , 2009
<i>Chrozophora plicata</i> (Vahl) A.Juss. ex Spreng.	Euphorbiaceae	H	કાળો ઓખરાડ (Kalo okhrad)	WP	Decoction of whole plant taken orally twice a day to treat coughing & Lower respiratory tract infection	Ali <i>et al.</i> , 2023
				WP	Infusion of whole plant is taken orally for Urinogenital Pain.	Madani <i>et al.</i> , 2014
				FT	Raw fruits are taken for Male infertility.	Rahim <i>et al.</i> , 2023
<i>Chrozophora rotundifolia</i> (Geiseler) Spreng.	Euphorbiaceae	H	બેથો ઓખરાડ (Betho okhrad)	FT	Juice of the fruit is given in cases of cough and colds.	Dipankar <i>et al.</i> , 2011
<i>Citrullus colocynthis</i> (L.) Schrad.	Cucurbitaceae	C	કોઠીમબડું (Kothi mbdu)	FT	A small hole is made in the fruit and the infected finger is inserted into it and kept for 4-5 hours.	Odedra, 2009
				SD	Seed oil apply on hair for blackness.	Meena <i>et al.</i> , 2014
				FT	In Arthritis Paste is applied on joints	Modhvadia, 2009
<i>Cleome viscosa</i> L.	Cleomaceae	H	પીલી તલવણી (Pili talavani)	L	Leaves paste is applied externally to cure wounds in cattle.	Odedra, 2009
				L	Leaves used as a vegetable, it is good in taste and is used as a diuretic.	Odedra, 2009
<i>Coccinia grandis</i> (L.) Voigt	Cucurbitaceae	C	ઘોલું (Gholu)	SD	Seeds consumed in the morning to treat diabetes.	Choudhury <i>et al.</i> , 2012
				R	Juice of roots given twice' daily in empty stomach to treat diabetes.	Choudhury <i>et al.</i> , 2012
				L	The leaf juice applied on fresh tattoos to avoid infection.	Odedra <i>et al.</i> , 2024

<i>Coldenia procumbens</i> L.	Boraginaceae	H	ઓખરાડ (Okharad)	L	Leaf extract is applied on knee pain.	Singh and Dutt, 2013
				L	Leaf powder used to improve resistance power in children	Ignacimuthuet al.,2008
<i>Commiphora wightii</i> (Arn.) Bhandari	Burseraceae	SH	ગૂ ગાડ (Gugad)	ST	Young branches are used as tooth brushes to cure pyorrhoea.	Odedra, 2009
				FT	10 to12 fruits are taken orally to cure urticaria.	Odedra, 2009
<i>Convolvulus prostratus</i> Forssk	Convolvulaceae	H	શંખાવલી (Sankhavali)	WP	Extract of whole plant is taken orally for month as a brain tonic.	Modhvadia, 2009
<i>Corchorus depressus</i> (L.) Stocks	Malvaceae	H	બહુફળી (Bahuphali)	WP	10-15g plant paste with curd is given orally to cure diarrhoea.	Odedra, 2009
				FT	Fruit powder used for Bladder inflammation.	Bibi et al., 2014
<i>Cressa cretica</i> L.	Convolvulaceae	H	પરીયો (Pariyo)	WP	Used as fodder during famine	Odedra, 2009
				R	The dried powder of roots extracted in hot water and is taken as tonic after hardwork.	Prasad et al., 2012
<i>Crotalaria hebecarpa</i> (DC.) Rudd	Fabaceae	H	અડદીયો (Adadiyo)	WP	Used as fodder for livestock and local believe it increases milk production of cattle.	Thaker, 1910
<i>Cucumis prophetarum</i> L.	Cucurbitaceae	C	ઇન્દ્રાણું (Indranu)	R	Root paste are applied on insect bite.	Thaker, 1910
				FT	Fruits are great fodder for Horses.	Thaker, 1910
<i>Cymbopogon gidarba</i> (Steud.) A.Camus	Poaceae	H	રૂષ-ઘાસ (Roush-ghas)	WP	Its essential oil is used in making perfumes.	Zhao et al., 2024
<i>Cynodon dactylon</i> (L.) Pers.	Poaceae	H	ધ્રોકડ (Dhrokhad)	WP	Whole plant is used as fodder.	Odedra, 2009

				WP	Plant is believed auspicious in Hindu religious.	Odedra, 2009
				WP	Plant extract is mixed with honey and 1 tea spoon of it is given to children for treatment of vomiting.	Chaudhari <i>et al.</i> , 2013
<i>Cyperus conglomeratus</i> Rottb.	Cyperaceae	H	ખારો ચિયો (Kharo chiyo)	WP	In coastal area it is used for landscaping, sand-binder, dune stabilisation, ground cover.	Simpson and Inglis, 2001
<i>Dactyloctenium aegyptium</i> (L.) Willd.	Poaceae	H	ચોકડી (Chokadi)	WP	Used as fodder for livestock.	Thaker, 1910
<i>Desmostachya pinnata</i> (L.) Stapf	Poaceae	H	ડાભ (Dabh)	L	It is used for rope making.	Odedra, 2009
				L	It is used to make brooms.	Marwat <i>et al.</i> , 2012
<i>Dyerophytum indicum</i> Kuntze	Plumbaginaceae	SH	લાલ ચિત્રો (Lal chitro)	ST	Paste of young stem applied against scorpion bites.	Gupta and Yadav, 2023
<i>Echinopsechinatus</i> Roxb.	Asteraceae	H	ઉત્કંટો (Utkanto)	L, ST, FL	All the aerial parts of the plant are cut into small pieces and mixed with the other cattle fodder, which help in increase in the fat percentage of the milk.	Odedra <i>et al.</i> , 2024
<i>Echiochilon pauciflorum</i> (Stocks) Långström & M. W. Chase	Boraginaceae	H	કારવાસ (Karvas)	ST	Decoction made of stem bark is helpful in digestive disorder.	Sen and Bhakat, 2018
				WP	Whole plant decoction is given twice a day for Haemorrhoids.	Jadeja <i>et al.</i> , 2006
				WP	Whole plant including root are used as fodder during famine.	Thaker, 1910
<i>Enicostema axill</i>	Gentianaceae	H	મામેજલો	L	Powder of dry leaves taken orally twice a	Odedra, 2009

<i>are</i> (Poir. ex Lam.) A.Raynal			(Mamejvo)		day for a week to cure fever.	
<i>Euphorbia heyneana</i> Spreng.	Euphorbiaceae	H	દુધલી (Dudhli)	WP	Infusion of Whole plant made with Garlic and Pepper given orally to cure Leukorrhea.	Ratnam and Raju, 2005
<i>Evolvulusalsinoides</i> L.	Convolvulaceae	H	કાળી શંખાવલી(Kali Sankhavali)	WP	Powdered plant (2-5 g) given once a day for 15 days as a tonic.	Odedra, 2009
				L	The leaves are made into cigarettes and smoked in chronic bronchitis and asthma.	Singh, 2008
<i>Fimbristylisbisumbellata</i> (Forssk.) Bubani	Cyperaceae	H	ચિયો (Chiyō)	ST	The dug-out rhizomes are burned, and the roots are removed and given to cattle in famine conditions.	Odedra, 2009
				WP	The plant is stacked in compact bundles and tied to make the thatch work of cattle shelter roof.	Odedra, 2009
<i>Glinuslotooides</i> L.	Molluginaceae	H	મીઠો ઓખરાડ (MithoOkhrad)	L	The tender leaves are consumed as vegetable.	Mallick <i>et al.</i> , 2020
<i>Halopyrummucronatum</i> (L.) Stapf	Poaceae	H	કાંસડો (Kansado)	R	Root Decoction is effective against Skin diseases.	Sen andBhakat, 2018
				WP	They are effective as due stabilizers.	Khan <i>et al.</i> , 1999
<i>Halosarcia indica</i> (Willd.) Paul G.Wilson	Amaranthaceae	H	ભોલડો(Bholdo)	WP	Food	Accogliet <i>al.</i> , 2023
				WP	As ornamental plant in fish tanks.	Accogliet <i>al.</i> , 2023
<i>Helichrysum cutchicum</i> (C.B.Clarke) R.S.Rao& Deshp.	Asteraceae	H	કાડો ફુલવો(Kado Fulvo)	WP	The entire plant is boiled in water, and its vapor is used for relieving fever.	Thaker, 1910

<i>Heliotropium bacciferum</i> Forssk.	Boraginaceae	H	ହାଥୀସୁଣ୍ଢି (Hathisundhi)	L	Traditional use in herbal remedies for various ailments, including skin conditions, wounds, or respiratory issues.	Al-Qudah M. A, and Al-Jaber H. I. 2011
				FT	Extraction of juices or oils for therapeutic benefits. Use in treating skin conditions, digestive issues, or as general tonics.	Al-Qudah M. A, and Al-Jaber H. I. 2011
				R	Harvesting, drying, and grinding into powders or decoctions, having diuretic, anti-inflammatory, or analgesic properties.	Al-Qudah M. A, and Al-Jaber H. I. 2011
				SD	Occasional use in herbal formulations or preparations.	Al-Qudah M. A, and Al-Jaber H. I. 2011
<i>Heliotropium curassavicum</i> L.	Boraginaceae	H	ହାଥୀସୁଣ୍ଢି (Hathisundhi)	R	Root paste are applied on boils.	Qureshi and Bhatti, 2008
<i>Heliotropium supinum</i> L.	Boraginaceae	H	ହାଥୀସୁଣ୍ଢି (Hathisundhi)	WP	Mixture of pulped plant with water is useful against Tumours.	Schmelzer and Gurib-Fakim, 2008
<i>Heliotropium zeylanicum</i> Lam.	Boraginaceae	H	ହାଥୀସୁଣ୍ଢି (Hathisundhi)	WP	Whole plant crushed in paste and applied on Scorpion bite.	Mownika <i>et al.</i> , 2022
<i>Indigofera oblongifolia</i> Forsk.	Fabaceae	SH	ଗାଲି (Gali)	ST	Twigs are used to make broom.	Odedra, 2009
				L	10-12 leaves chewed in mouth and applied on the neck of bullock to cure suffering from a neck sore.	Odedra, 2009
				L	Its leaves are grazed by goats, sheep and camels	Singh <i>et al.</i> , 2022
<i>Ipomoea aquatica</i> Forssk.	Convolvulaceae	C	ନାଡାବେଲ (Nada Vel)	L	Leaves are used as vegetable.	Odedra, 2009
				WP	<i>Ipomoea aquatica</i> is also fodder for chickens, ducks, pigs, fish and cattle.	Austin, 2007
<i>Ipomoea pes-caprae</i> (L.) R.Br.	Convolvulaceae	C	ଢିପସ	WP	Plant grown nearby hut to prepare live roof.	Odedra, 2009

			વેલ(Dipad Vel)			
					It is sand dune stabilizer.	Thaker, 1910
<i>Jatropha gossypifolia</i> L.	Euphorbiaceae	SH	નેપારો (Neparo)	WP	It is grown on cropland boundaries as a field fence and prevents soil erosion.	Odedra, 2009
				L	Pounded leaves applied locally on Boils.	Ong and Nordiana, 1999
<i>Lantana indica</i> Roxb.	Verbenaceae	SH	ધાણીદારીયા(Dh anidariya)	L	Leaf paste are applied on wounds of cattle until cured.	Thaker, 1910
				FT	The juice of fruit is black hence sometime used as ink.	Thaker, 1910
<i>Launaeasarmen-osa</i> (Willd.) Kuntze	Asteraceae	H	ભોપત્રી (Bhopatri)	L	Leaf decoction is taken internally to get relief from fever.	Sathishpandiyane <i>et al.</i> , 2014
<i>Lepidagathisban- draensis</i> Blatt.	Acanthaceae	H	હરણચરો(Haranc haro)	SD	Seeds are used to make cooling drink.	Saini, 2008
<i>Limonium stocksii</i> (Boiss.) Kuntze	Plumbaginaceae	H	ચિત્રક(Chitrak)	L	Leaf juice given orally during stomach ache.	Perveen <i>et al.</i> , 2024
<i>Lotus garcinii</i> Ser.	Fabaceae	H	મોટો ભાંખો (MohtoBhankho)	WP	As fodder for Goats, sheep and Cattles.	Thaker, 1910
				WP	The whole plant was burned, and the ashes were mixed into groundnut oil, which was then applied to the wounds of the animal until it was healed.	Thaker, 1910
<i>Lyciumeuropaeu- m</i> L.	Solanaceae	SH	કાગ મહેંદી(Kaag Mehndi)	L	Leaves are used as vegetable.	Thaker, 1910
				F	Fruits are edible.	Thaker, 1910
<i>Najas marina</i> L.	Hydrocharitaceae	H	લેખરી (Lekhri)	WP	Young plant can be eaten raw.	Tanaka and

						Nakao, 1976
<i>Neltumajuliflora</i> (Sw.) Raf.	Fabaceae	T	ગાંડો બાવળ (Gando baval)	ST	Dried stem used as firewood.	Prasad and Tewari, 2016
				WP	Dune Stabilizer	Prasad and Tewari, 2016
<i>Oxystelma</i> <i>esculentum</i> (L.f.) Sm.	Apocynaceae	C	જળ દુધી (Jaldudhi)	L	Leaves are crushed and juice to cure jaundice.	Venkatesan, 2019
				FT	Fruits juice is orally taken by adults to rescue muscle pain.	Venkatesan, 2019
<i>Parkinsonia</i> <i>aculeata</i> L.	Fabaceae	T	પરદેસી બાવળ (Pardeshi baval)	WP	It is grown on outskirts of field as a live fence.	Odedra, 2009
				ST	Dried stem is used as fuel.	Odedra, 2009
				F	Dried pods are eaten.	Odedra, 2009
<i>Paspalum</i> <i>distichum</i> L.	Poaceae	H	વેલારી ધોક્ડ (Velaridhro kad)	WP	Whole plants in dried and the cut into small pieces and used as a fodder for livestock.	Thaker, 1910
<i>Pedaliu murex</i> L.	Pedaliaceae	H	ઉભુ ગોખરુ (UbhuGok haru)	R	The powdered roots are also taken with water as tonic for 7-8 days to calm body heat.	Patel <i>et al.</i> , 2011
				SD	Sweet prepared from the seeds are given to patients suffering from joint pain	Patel <i>et al.</i> , 2011
<i>Pergulariadaemi</i> <i>a</i> (Forssk.) Chiov.	Apocynaceae	C	ચમાર દુધલી (Chamar dudheli)	FL	10-20 flowers are taken along with table salt twice a day to remove cough.	Odedra, 2009
<i>Phoenix</i> <i>dactylifera</i> L.	Arecaceae	T	ખજૂરી (Khajuri)	FT	Fruits are edible and highly nutritive.	Sadeghi andKuhestani, 2014
				SD	Seeds are used for animal feeds such as cattle, sheep, camel, and poultry	Sadeghi andKuhestani,

					industries	2014
<i>Phragmites karka</i> (Retz.) Trin. ex Steud.	Poaceae	H	નાલી (Nali)	ST	Making mats and baskets.	Maisha <i>et al.</i> , 2024
				FL	Young Inflorescence bundled together to make brooms.	Maisha <i>et al.</i> , 2024
<i>Phyla nodiflora</i> (L.) Greene	Verbenaceae	H	રતવેલીયો (Ratveliyo)	WP	Whole plant is given orally twice a day to cure urinary complains.	Modhvadia, 2009
				L	Leaves Extract used to cure common cold	Roy, 2015
<i>Phyllanthus niruri</i> L.	Phyllanthaceae	H	ભોય આમલી (BhoyAa mli)	R	Root decoction given twice a day in Jaundice.	Thaker, 1910
<i>Polycarpaea spicata</i> Wight ex Arn.	Caryophyllaceae	H	વજ્રદંતી (Vajradanti)	L	Leaves were made into a paste and applied to the toothache.	Thaker, 1910
<i>Polygonum plebeium</i> R.Br.	Polygonaceae	H	રાતો લાણો (Ratolano)	L, ST	Tender leaves and shoots are eaten as vegetable.	Pegu <i>et al.</i> , 2013
				WP	Plant extract is tonic and used to cure bowel complaints.	Amjad <i>et al.</i> , 2017
<i>Portulaca oleracea</i> L.	Portulacaceae	H	મોટી લુણી (Moti luni)	L	Fresh leaves are used as vegetable.	Odedra, 2009
				L	The pest of leaves made with milk applied over pimples.	Odedra, 2009
<i>Rostellularia diffusa</i> (Willd.) Nees	Acanthaceae	H	કાળો અરડુસો (Kalo Arduso)	L	The 2-3 leaves are boiled in water with turmeric powder and given in fever 3 times a day.	Thaker, 1910
<i>Ruellia patula</i> Salzm. Ex Ness	Acanthaceae	H	જંગલી ફટકડી (Jungli Fatakdi)	L	The infusion of the fresh leaves is applied to the ear ache.	Jagtap <i>et al.</i> , 2022
				WP	The whole plant is dried in the shade and made into powder. 10 gm of powder three times a day	Gobbi and Katrahalli, 2023

					once for Snake bite and Scorpion sting	
<i>Salvadora persica</i> L.	Salvadoraceae	T	મીઠી પીલુ (Mithi Pilu)	FT	Ripe fruits are eaten.	Odedra, 2009
				ST	Twigs are used as truth brushes.	Odedra, 2009
<i>Senegaliasenegal</i> (L.) Britton	Fabaceae	T	ગોરડ (Gorad)	ST	Dried branches are used to prepare fencing to the croplands.	Odedra, 2009
<i>Setariageminata</i> (Forssk.) Veldkamp	Poaceae	H	મોટો સામો (Moto Samo)	WP	Wild pasture for livestock	Odedra, 2009
<i>Sida cordifolia</i> L.	Malvaceae	H	બલા (Bala)	R	Roots given orally twice a day for 5 days for urinary troubles.	Odedra, 2009
<i>Solanum virginianum</i> L.	Solanaceae	H	ભોંયરિંગણી (Bhoysringni)	SD	Dry seed powder applied on teeth ache.	Rajalakshmi <i>et al.</i> , 2019
				L	Dry leaf powder taken orally for 15 days in cough.	Rajalakshmi <i>et al.</i> , 2019
<i>Sporobolus diandrus</i> (Retz.) P.Beauv.	Poaceae	H	વેલારીમરમર (Velarimermer)	WP	It is good fodder for cattle.	Sarwar <i>et al.</i> , 2018
<i>Suaedavermiculata</i> Forssk. ex J.F.Gmel.	Amaranthaceae	H	લાણો (Lano)	L	It can be eaten raw or can be cooked as vegetable.	Öztürk <i>et al.</i> , 2014
<i>Suaedanudiflora</i> (L.) Dumort.	Amaranthaceae	H	લાણો (Lano)	L	Leaves made into ointment used to treat wounds.	Pullaiah <i>et al.</i> , 2016
				WP	Fodder	Ishnavaet <i>et al.</i> , 2011
<i>Tamarixericoides</i> Rottler	Tamaricaceae	SH	પ્રાંસ (Prans)	ST	Wood is used to prepare cattle shed.	Odedra, 2009
				ST	Dried branches are used as fuel.	Odedra, 2009
<i>Tetrapogon villosus</i> Desf.	Poaceae	H	લાસોલાં પડો (Lasolampdo)	WP	As a fodder for Livestock	Thaker, 1910
<i>Tragus</i>	Poaceae	H	વાંદરીયુ (Vandari)	WP	As a fodder for Livestock	Thaker, 1910

<i>mongolorum</i> Ohwi			yu)			
<i>Trianthema triquetra</i> Willd. ex Spreng.	Aizoaceae	H	સાટોડી(Satodi)	WP	Paste made from whole plant to treat swellings associated with rheumatism.	Saqib et al., 2021
<i>Trianthema portu lacastrum</i> L.	Aizoaceae	H	સાટોડો(Satodo)	L	Leaves are used as vegetable.	Gaddeyya and Kumar, 2016
<i>Tribulus terrestris</i> L.	Zygophyllaceae	H	બેઠુ ગોખરુ(Bethugok haru)	FT	A cup of decoction of fruits, taken orally for seven days disintegrates the kidney stone.	Odedra, 2009
				FT	Dry fruit powder is mixed with the other millet flour to make breads.	Thaker, 1910
<i>Trichodesma indicum</i> (L.) Lehm.	Boraginaceae	H	ઉંધા ફૂલી (Undhafuli)	WP	Paste made up of whole plant applied on Snake bite.	Thaker, 1910
				WP	Plant paste is applied on cattle wounds.	Odedra, 2009
<i>Tridax procumbens</i> L.	Asteraceae	H	ઘાબુ રી(Ghaburi)	L	Paste of leaves is applied over fresh cuts to stop bleeding.	Odedra, 2009
				L	Its leaf decoctions were known to treat infectious skin diseases	Ghosh <i>et al.</i> , 2019
<i>Triumfetta rotundifolia</i> Lam.	Malvaceae	SH	ઝિપ્ટો (Zipto)	ST	Stem is used as brooms.	Odedra, 2009
				ST	The woody clump is preserved by the pipe smokers as a very efficient pipe cleaner.	Odedra, 2009
<i>Typha elephantina</i> Roxb	Typhaceae	H	પન્ની (Panni)	SD	Seeds are boiled in milk and eaten as desert.	Maisha <i>et al.</i> , 2024
<i>Urochloa ramosa</i> (L.) T.Q.Nguyen	Poaceae	H	કારીયુ (Kariyu)	WP	As a fodder for Livestock	Thaker, 1910
<i>Vincetoxicum spirale</i> (Forssk.)	Apocynaceae	C	સીંગરોટી	L	Leaf pastes applied wounds for healing.	Rahim <i>et al.</i> , 2023

D.Z.Li			(Singroti)			
				L	Leaves infusion used as Blood purifier.	Shah <i>et al.</i> , 2019
<i>Xanthium strumarium</i> L.	Asteraceae	H	ગાડરિયું (Gadariyu)	L	Young leaves crushed on palm and mixed with a pinch of table salt and put into the root of tooth for a while to relieve the pain.	Islam <i>et al.</i> , 2009
				R	Root paste is mixed with a pinch of table salt and is applied to the affected Skin disease area twice daily	Islam <i>et al.</i> , 2009
<i>Ziziphus nummularia</i> (Burm.f.) Wight & Arn.	Rhamnaceae	SH	બોરડી(Bordi)	FT	Ripe fruit are eaten.	Odedra, 2009
				ST	Dry branches are used as field fencing.	Odedra, 2009
<i>Zoysia matrella</i> (L.) Merr.	Poaceae	H	ખારી ધ્રોકડ(Khari Dhrokad)	WP	Can be grown as lawn grass.	Sarwar <i>et al.</i> , 2018
<i>Zygophyllum creticum</i> (L.) Christenh. & Byng	Zygophyllaceae	H	જવાસો (Javaso)	WP	The whole plant is crushed and boiled with water. This water is used for bath to relieve the patient from itching.	Odedra, 2009
				L	Leaves are used as Camel Feed	Rashid and Marwat, 2006